


Features

- * High radiant flux
- * Thin film structure
- * Most efficient heat dissipation as backside can be soldered directly to heat sink (non-conductive)
- * RoHs and REACH conform



Applications

- * IR-Flash-Light
- * Medical Instruments
- * Light Interrupter and switches
- * Open-Air communication

Optical and Electrical Characteristics @Tambient =25°C

Symbol	Parameter	Min	Typ	Max	Unit	Test conditions
I_F	DC Forward current			180	mA	Ta = 25°C
I_{Peak}	Peak Forward current			360	mA	Tp < 10µsec. ; T=1:100 ; Rtherm < 100K/W
V_F	Forward Voltage	1,4		2,2	V	IF = 100mA
λ_{Peak}	Peak Wavelength	1055	1060		nm	IF = 100mA
$\Delta\lambda_{0,5}$	Bandwidth of half power		50		nm	IF = 20mA
t_f	Fall time		361		ns	IF = 100mA
t_r	Rise time		309		ns	IF = 100mA
Φ_E	Total Radiant Flux	32	36		mW	IF = 100mA
I_e	Radiant Intensity		76		mW/sr	IF = 100mA
A	Active Array		0,13		mm²	
$2\Phi_{0,5}$	Full Emission Angle	18,5	20		deg.	
TK_{VF}	Temp.Coeff. Of Forward Voltage		-1,79		mV/K	
$T_{Operating}$	Operating Temperature	-40		85	°C	
$T_{Storage}$	Storage Temperature	-40		85	°C	
$T_{Soldering}$	Soldering Temperature			245	°C	Reflow
P_{tot}	Total Power Dissipation @ 20mA			396	mW	

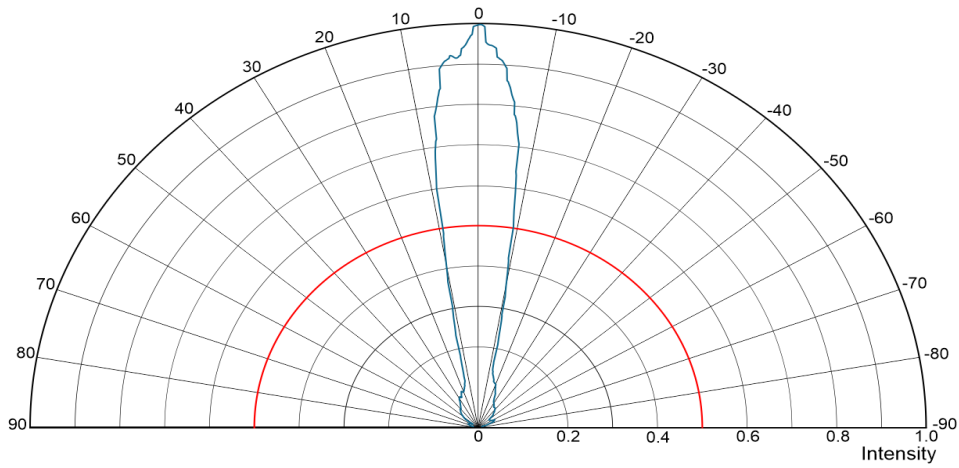
* values only for information

Pls. Contact us for more technical detail information !

CREATIVE LED GMBH reserves the right to make changes at any time in order to improve design and to supply the best product possible, contact us for latest device specification sheets before using.

Relative Radiation Angle

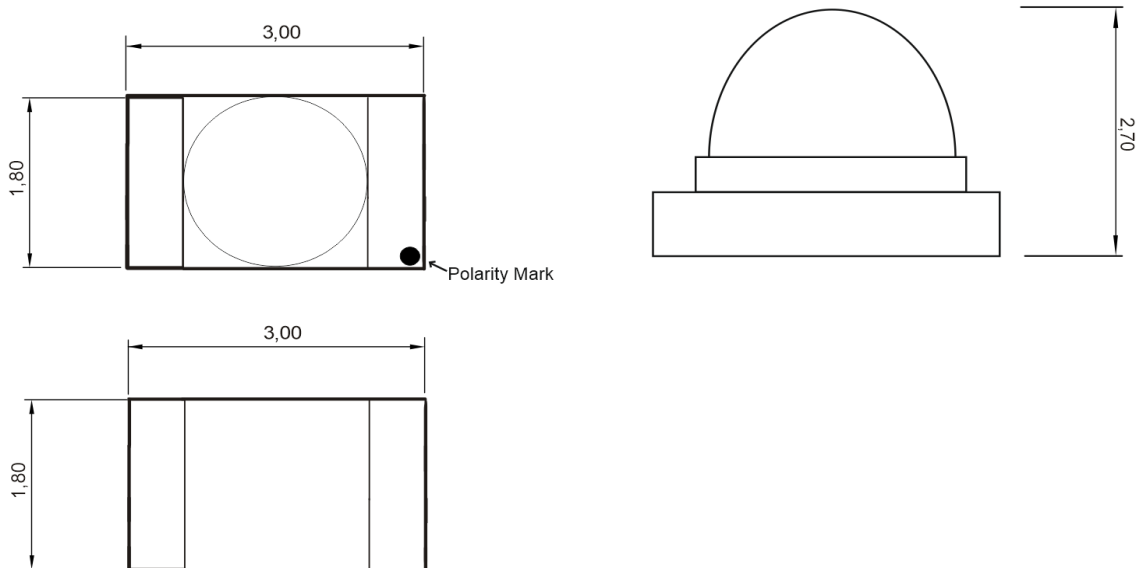
@20mA @ T_{ambient} = 25°C



Order informations: CQM55628EDB

Taped in Reel (1500pcs/reel)

Mechanical Drawing



CREATIVE LED GMBH reserves the right to make changes at any time in order to improve design and to supply the best product possible, contact us for latest device specification sheets before using.