


**GREEN LED****546nm****CQA97114EIG**

- \* Vacuumized High Power Ceramic LED
- \* **Narrow FWHM, typ. 11 nm**
- \* Typ. Radiation of 45°
- \* Package : LTCC Body
- \* suitable for reflow soldering and automatic placement machine

**Optical and Electrical Characteristics @Tambient =25°C**

Symbol	Parameter	MIN	Typ	MAX	UNIT	Test conditions
I F	DC Forward current			700	mA	
I Peak	Peak Forward current			1200	mA	Tp < 10µsec. ; T=1:100 ; Rtherm < 100K/W
V F	Forward Voltage	2		2,5	V	IF = 100mA
V R	Reverse Voltage			5	V	Irev = 100µA
λ Peak	Peak Wavelength		546		nm	IF = 100mA
λ centroid	Centroid Wavelength		545		nm	IF = 100mA
Δλ 0,5	Bandwide of half power		10,5	12	nm	IF = 100mA
Φ E	Total Power Output	20	22		mW	IF = 150mA
I E	Radiant Intensity	10		13	mW/sr	IF = 50mA
2Φ 0,5	Full Emission Angle		45		deg.	ΦE = 50%
TK VF	Temp.Coeff. Of Forward Voltage		-2		mV/K	
TK F	Temp. Coeff. Of Radiant Power		0,3		%/K	
T junction	LED-Junction Temperature			110	°C	
T Soldering	Soldering Temperature			260	°C	Iron Soldering; max 3 sec.
T Soldering	Soldering Temperature			240	°C	REFLOW SOLDER
T Operating	Operating Temperature	-40		85	°C	
R thJA	Thermal Resistance	10			K/W	
P tot	Total Power Dissipation			1750	mW	

**Order informations:**

CQA97114EIG

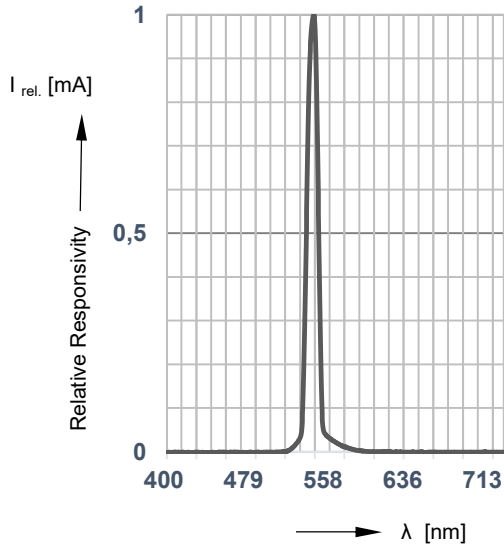
Bulk (20 pcs. in Bag )

CREATIVE LED GMBH reserves the right to make changes at any time in order to improve design and to supply the best product possible, contact us for latest device specification sheets before using.

# CQA97114EIG

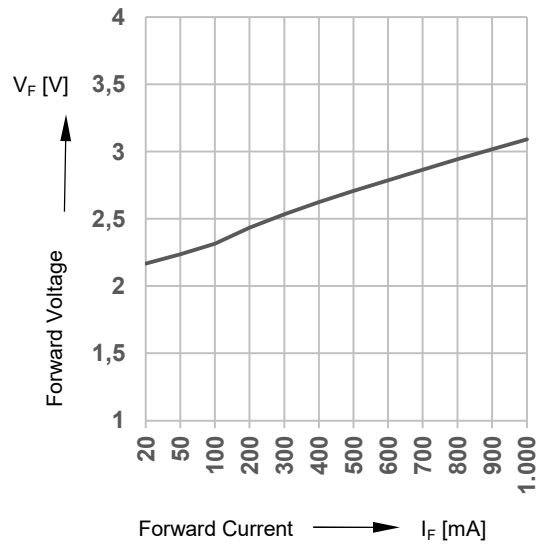
## Relative Spectral Emission

@50mA @ T<sub>ambient</sub> = 25°C



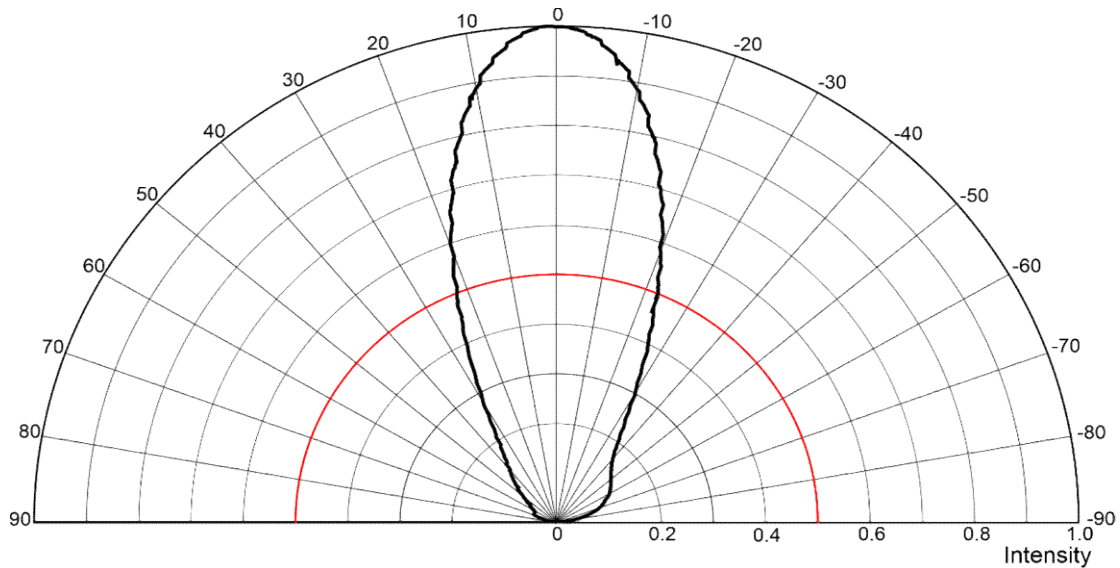
## Fwd Current vs. Fwd Voltage

@T<sub>ambient</sub> = 25°C



## Relative Radiation Angle

@20mA @ T<sub>ambient</sub> = 25°C



**Pls. Contact us for more technical detail information !**

CREATIVE LED GMBH reserves the right to make changes at any time in order to improve design and to supply the best product possible, contact us for latest device specification sheets before using.